

GEARBOX O/S WING

EQUIP NUM: SP30

SERIAL NUMBER: K0570202

UNKNOWN MS20D



Monitor Compartment

The aluminium and silicon indicate a possible dirt entry. Check the seals, breathers and fill point for dirt entry points. The PQ index and iron are slightly high. This oil sample appears cloudy and is unsuitable for particle count analysis. A trace of ferrous metal particles are visible in this sample. Check any contamination capturing devices fitted for debris. As this oil has been changed, monitor and continue sampling at the normal interval. For all sample information update requests, please contact our SOS Lab reception on (08) 9377 9521. For technical enquiries regarding this evaluation, please contact Maker Jok on (08) 9377 9494.

Interp By: Maker Jok
Interpreted On: 22-Oct-24

T08P-54295-1009

SAMPLE SHIP TIME (days) : 5

CAPE MINING

CAPE MINING_118

BODDINGTON

LOCATION: 118 - BODDINGTON

RECEIVED DATE: 21-Oct-24

SAMPLE INFORMATION



	16-Oct-24	11-Aug-24	12-Jun-24	17-Apr-24
Sampled Date	16-Oct-24	11-Aug-24	12-Jun-24	17-Apr-24
Sample Id	T08P-54295-1009	T08P-54228-0521	T08P-54169-1126	T08P-54115-2321
Lab Date	21-Oct-24	15-Aug-24	17-Jun-24	24-Apr-24
Meter [Hr]	6469.0	5968.0	5511.4	4968.9
Comp Meter [Hr]	6469.0	5968.0	5511.4	4968.9
Meter On Fluid	501.0	456.6	542.5	979.0
Fluid Brand	CALTEX	CALTEX	CALTEX	CALTEX
Fluid Weight	220-ISO	220-ISO	220-ISO	220-ISO
Fluid Type	MEROPA	MEROPA	MEROPA	MEROPA
Fluid Change	Y	Y	Y	Y
Filter Change	NA	NA	NA	NA
Total Fluid Added	0	0	0	0

PREVIOUS SAMPLE

All test results for this sample are acceptable. Continue sampling at the recommended interval. For enquiries regarding this evaluation, please contact Steve de Boer. Phone (08) 9377 9575.

For additional sample history, go to: [S.O.S WEB](#)

CONDITION-CONTAMINATION

		16-Oct-24	11-Aug-24	12-Jun-24	17-Apr-24
OIL CONDITION					
OXI	Oxidation	3	3	5	5
SUL	Sulfur Products	13	11	13	14
NIT	Nitration	3	3	3	4

VISCOSITY (Centistokes)

V40	Viscosity at 40 C	218.8	210.1	198.4	203.9
-----	-------------------	-------	-------	-------	-------

ADDITIVES-WEAR LEVELS

		16-Oct-24	11-Aug-24	12-Jun-24	17-Apr-24
ELEMENTS (PPM) ASTM D5185					
Cu	Copper	<1	<1	<1	<1
Fe	Iron	137	18	232	18
Cr	Chromium	1	<1	2	<1
Al	Aluminum	25	2	27	3
Pb	Lead	<1	<1	<1	<1
Sn	Tin	<1	<1	<1	<1
Si	Silicon	82	8	94	8
Na	Sodium	6	<1	7	1
K	Potassium	3	<1	4	<1
Mo	Molybdenum	<1	<1	<1	<1
Ni	Nickel	<1	<1	<1	<1
Ag	Silver	<1	<1	<1	<1
Ti	Titanium	2	<1	2	<1
V	Vanadium	<1	<1	<1	<1
Mn	Manganese	2	<1	2	<1
Cd	Cadmium	0	0	0	0
Ca	Calcium	48	32	79	32
P	Phosphorus	195	318	307	305
Zn	Zinc	19	22	23	22
Mg	Magnesium	12	4	14	3
Ba	Barium	<1	<1	<1	<1
B	Boron	18	19	12	22
Sb	Antimony	0	0	0	0
Li	Lithium	4	<1	10	<1

CRACKLE TEST

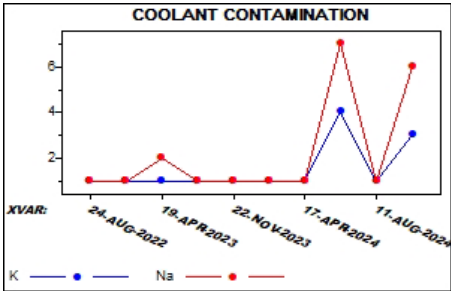
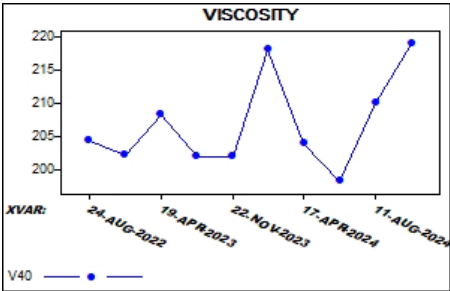
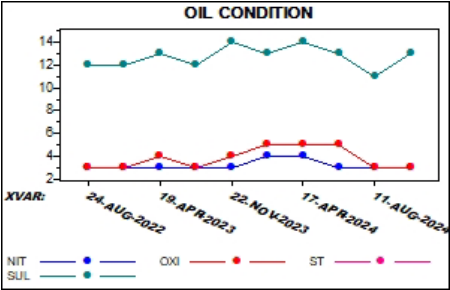
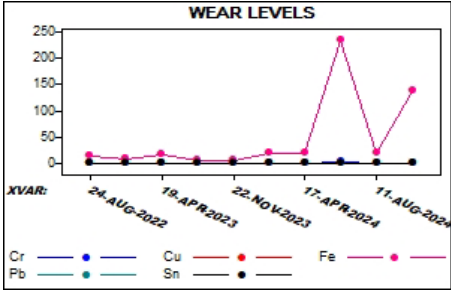
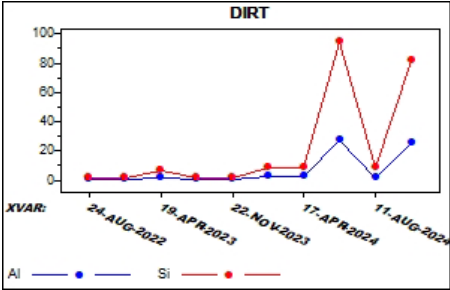
W	Water	N	N	N	N
---	-------	---	---	---	---

OIL CLEANLINESS

		16-Oct-24	11-Aug-24	12-Jun-24	17-Apr-24
PARTICLE COUNT					
ISO4	ISO4		22	21	22
ISO6	ISO6		19	20	18
ISO14	ISO14		13	18	14
PC Ra	PC Rating	VISIBLE DEPOS			
4µ	4µ		37775	12718	26823
6µ	6µ		4478	9333	1542
10µ	10µ		232	4314	188
14µ	14µ		63	1828	90
21µ	21µ		22	391	34
25µ	25µ		12	96	17
38µ	38µ		4	3	2
70µ	70µ		1	1	0

PQI

PQI	PQ Index	79	3	119	5
-----	----------	----	---	-----	---



Report Comment

NOTICE: This analysis is intended as an aid in predicting mechanical wear and is based upon the supplied information and the results presented in this report. All reported values are tested according to in-house test methods. The results are on an "as received" sample basis. The information supplied by the client is listed in the Sample Information panel of the above report. No guarantee, expressed or implied, is made against failure of this piece of equipment or component.